







Men's Sheds of WA – Safe Work Procedure

WOOD LATHE

MEN'S
SHEDS
OF WA

DO NOT use this machine unless you have been instructed in its safe use and operation and have been given permission

PERSONAL PROTECTIVE EQUIPMENT

-  Safety glasses must be worn at all times in work areas.
-  Long and loose hair must be contained.
-  Hearing protection may be required.
-  Sturdy footwear must be worn at all times in work areas.
-  Close fitting/protective clothing must be worn.
-  Rings and jewellery must not be worn.

PRE-OPERATIONAL SAFETY CHECKS

- ✓ Locate and ensure you are familiar with all machine operations and controls.
- ✓ Ensure all guards are fitted, secure and functional. Do not operate if guards are missing or faulty.
- ✓ Check workspaces and walkways to ensure no slip/trip hazards are present.
- ✓ Ensure the workpiece has been suitably prepared for the lathe operation.
- ✓ Workpiece must be securely fastened to face plate, chuck or between centres.
- ✓ Adjust speed to suit the diameter of the work and turning operation.
- ✓ Rotate the workpiece by hand to check clearance between tool rest and bed.
- ✓ Ensure the cutting tools are sharp and in good condition.
- ✓ Start the dust extraction unit before using the machine.




OPERATIONAL SAFETY CHECKS

- ✓ Only one person may operate this machine at any one time.
- ✓ Before making adjustments, switch off and bring the machine to a complete standstill.
- ✓ Keep the tool rest adjusted close to the work and at the correct height.
- ✓ Adjust speed to suit the diameter of the work and turning operation.
- ✓ Stop the lathe and remove all tool rests before sanding.



ENDING OPERATIONS AND CLEANING UP

- ✓ Switch off the machine when work completed.
- ✓ Return all chisels and other tools to racks.
- ✓ Remove all tool-rests and place in rack.
- ✓ Leave the machine in a safe, clean and tidy state.

POTENTIAL HAZARDS AND INJURIES

-  Eye injuries from flying debris or defective timber.
-  Hair/clothing getting caught in moving machine parts.
-  Airborne dust.

DON'T

-  Do not use faulty equipment. Immediately report suspect equipment.
-  Never leave the machine running unattended.

This SWP does not necessarily cover all possible hazards associated with this equipment and should be used in conjunction with other references. It is designed as a guide to be used to compliment training and as a reminder to users prior to equipment use.

*This information is provided by Frontline Safety
www.frontline.edu.au*